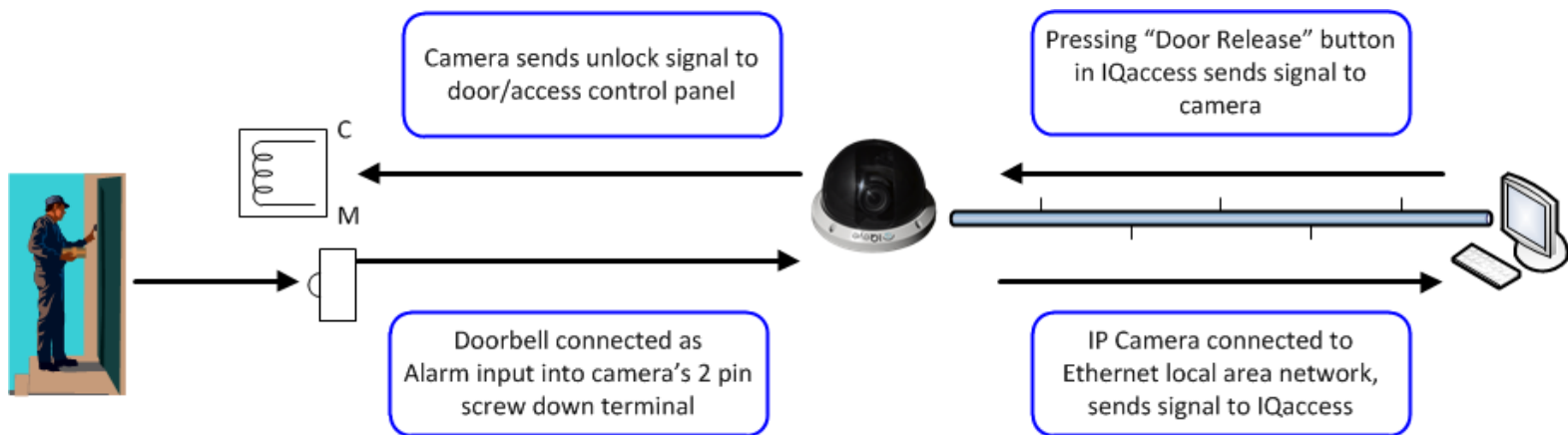


IQ inVision ®

IQaccess

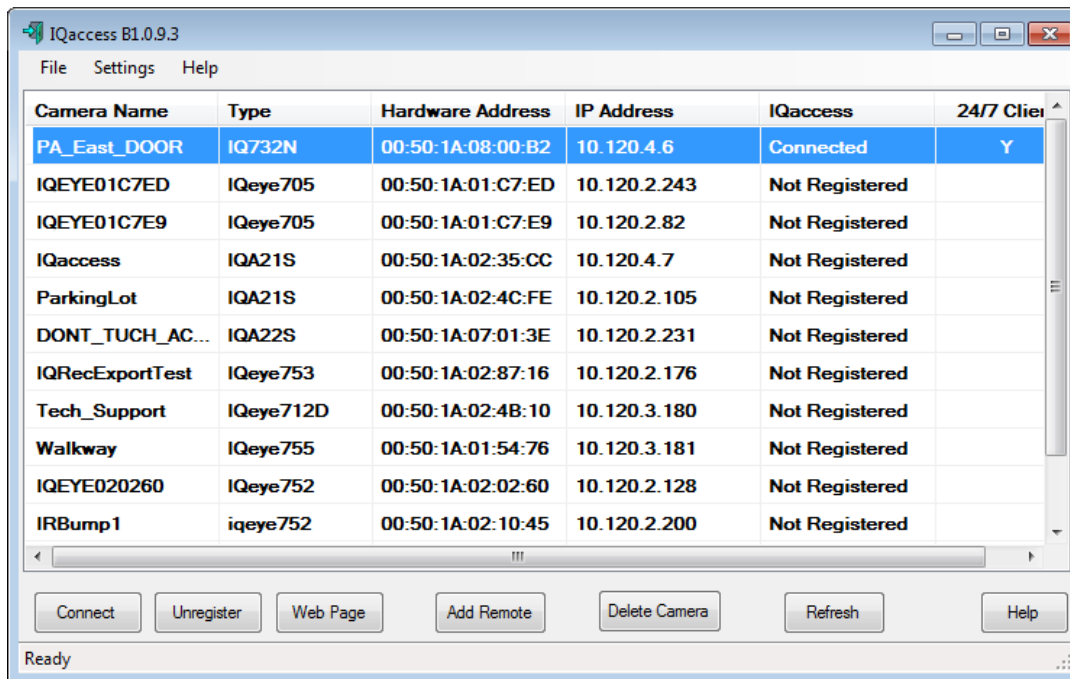
- > IQaccess turns select IQeye cameras into an access control system, intercom or remote attendant/notification system.
- > Available on most cameras with appropriate software license.
- > IQaccess camera license adds “IQaccess” tab to camera web pages.
- > Also needed is free IQaccess client software for PC, free download.
- > For details, see the IQinVision Product comparison matrix:
- > <http://www.iqeye.com/sites/default/files/product-comparison-matrix.pdf>



IQaccess

- > Can be used with local or remote IQeye cameras
- > Configured from the camera's IQaccess tab
- > IQaccess License is based on the camera's MAC ID

Example of IQaccess Client Software 1.1.2 which resides on PC:



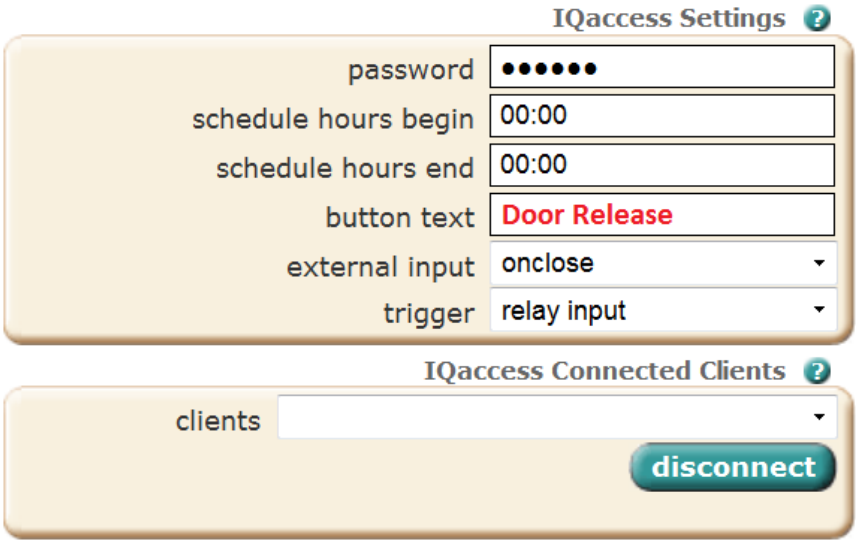
IQaccess

- > Allows up to 8 simultaneous users to connect to one camera
- > Users can be allowed full-time or scheduled hours access

IQA35N IQEYE1A1471 Version V3.4/2(120925)

live IQrecorder setup window network security event DTS i/o IQaccess

- > Default IQaccess password is “doorbell”
- > Schedule hours are in 24 hour format
- > Cameras that support external input
 - IQA3x
 - IQ76x
 - IQ86x
- > The "Connected Clients" drop down box shows users connected to the camera and provides the ability to disconnect users. To disconnect a user, select the connection in the drop-down and click "disconnect".



The screenshot shows the IQaccess Settings and Connected Clients interface. The settings panel includes fields for password (masked with dots), schedule hours begin and end (both set to 00:00), button text (Door Release), external input (onclose), and trigger (relay input). The Connected Clients panel shows a dropdown menu for clients and a disconnect button.

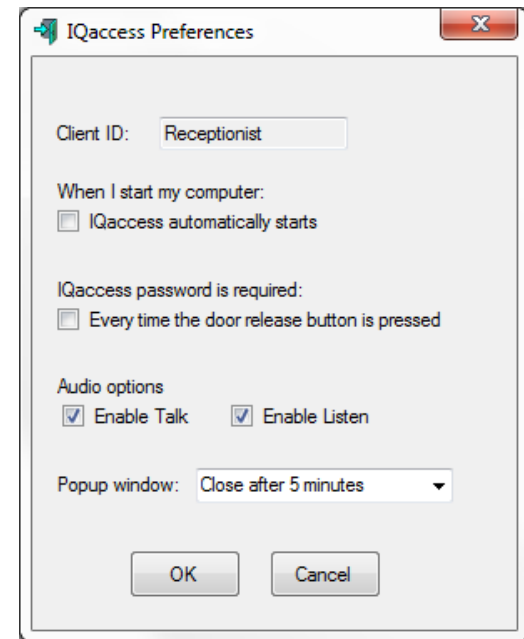
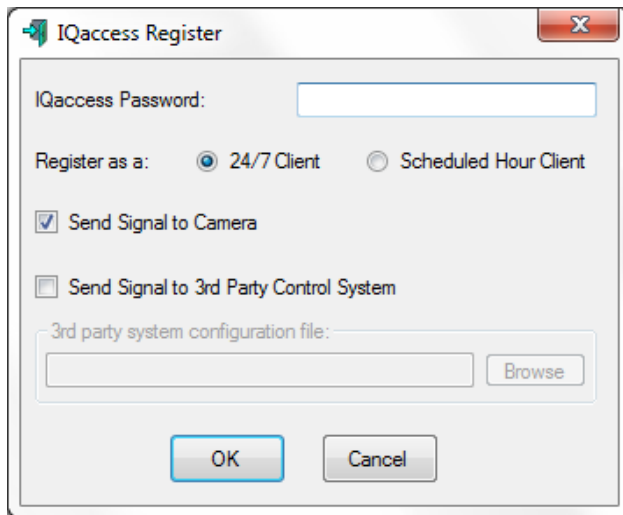
IQaccess

- > Software runs in background of PC and alerts user with streaming images (2 fps) pop-up window
- > Window can be triggered by on-camera motion detection and/or I/O state change (IQA3x, IQ76x, IQ86x)
- > Keep Pressed to Talk button can be used with IQeye cameras that support two way audio (IQD3, Mx Series, A3x & IQ76x Series cameras)

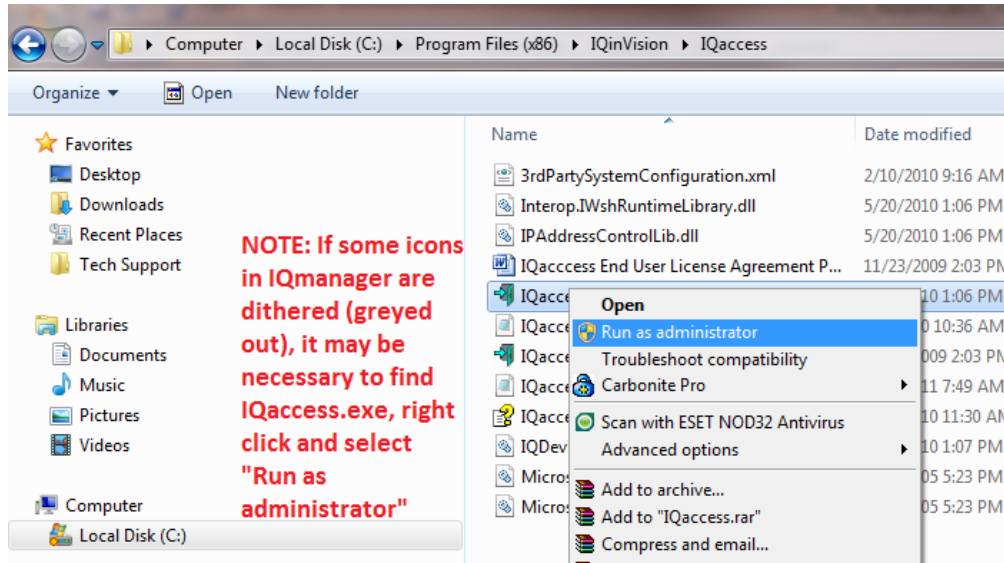


IQaccess

- > Ability to send XML file to 3rd party access control system
- > Configurable Relay Activation button on Pop-up window (ie “Door Release” button)
- > Available with one-way audio on IQA2x cameras and two-way audio with IQD3, Mx Series, A3x and IQ76x Series cameras
- > Customize pop-up window to close after 5 minutes or to close manually



IQaccess Troubleshooting Tips



Recently added Tech Tip:
[Tech Tip V1031 - Testing External Input with IQaccess](#)

IQAccess Information

Product Comparison Matrix:

<http://www.iqeye.com/sites/default/files/product-comparison-matrix.pdf>

Location to download IQAccess portion loaded onto PC (Utility Program tab):

<http://www.iqeye.com/sites/default/files/downloads/IQaccessV1.1.2.zip>

IQAccess Datasheet and other material:

<http://www.iqeye.com/component/content/article/132.html?lang=en>